

High Frequency Power Transformer – PTB4325

Special Features:

- Primary rated voltage: 795 V
- Nominal output power: $S = 15,9$ kVA
- Operating frequency: 50 – 100 kHz
- Compliant with:
 - IEC 62109-1:2010
 - EN 61558-1:2019
 - EN 61558-2-17:2000
 - UL840:2005
 - RoHS and REACH
- Strengthen insulation
- Low profile
- Operating ambient temperature: 60°C
- Heat sink / cold plate cooling ready




Figure 1. View of the transformer

Typical Applications:

- Switch Mode Power Supplies
- AC/DC converters

For samples or custom solutions please contact directly:

inquiry@sma-magnetics.com

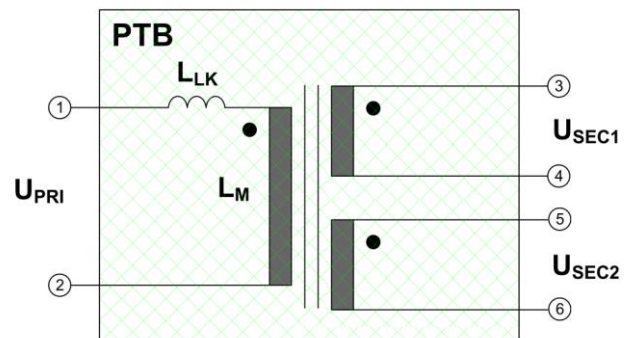


Figure 2. Electrical circuit of transformer



Parameter description	Parameter		Comment
Circuits	PRI	SEC 1 / SEC 2	
Windings	1-2	3-4 / 5-6	According to Fig. 2
Rated supply voltage, frequency	795 V, 80 kHz	-	
Rated output voltage	-	618 V / 618 V	
Rated current	20A	11.4 A / 11.4 A	
Turns ratio (PRI / SEC1 , PRI / SEC2)	1.286		100 % Final test for SEC1 and SEC2
Winding resistances (DC)	≤ 18 mΩ	≤ 13 mΩ	100% test; t _A = 20 °C
Main Inductance	LM = 510 μH (±7%)	-	100% tested at 0.3 V, 80 kHz sine voltage
Leakage Inductance (PRI to SEC1, PRI to SEC2)	LLK = 1.7 μH (+15% / -20%)		100% tested at 0.1 V, 80 kHz sine voltage for SEC1 and SEC2
Coupling capacitance (PRI to SEC1, PRI to SEC2)	≤ 450 pF		100 % tested at 0.3 V, 10 kHz sine voltage for SEC1 and SEC2
Rated ambient temperature	t _a = 60 °C		
Insulation class	B (130 °C)		
Dielectric strength between	PRI and SEC1 / SEC2 - 5 kVAC (50 Hz), 1sec. SEC1 and SEC2 - 5 kVAC (50 Hz), 1 sec. PRI / SEC1 / SEC2 and Metal Case - 5 kVAC (50 Hz), 1 sec.		100% Final test

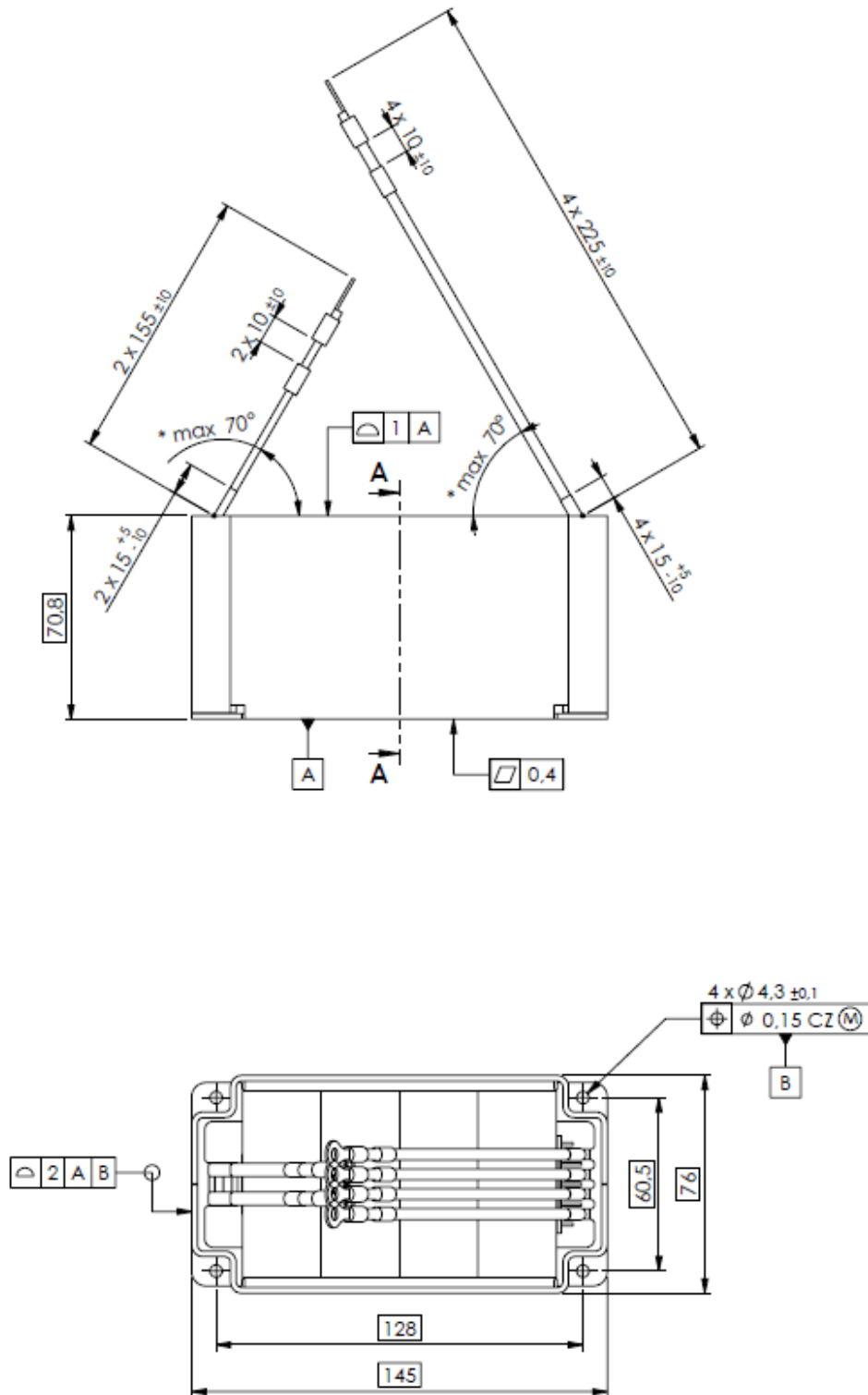


Figure 3. High frequency transformer dimensions in mm